



Scoring

Guide

Matching

4 A-1 ea. suit
120 pts.
8 A-2 ea. suit
1200 pts.




4 10's-1 ea. suit
100 pts.
8 10's-2 ea. suit
1000 pts.




4 K-1 ea. suit
80 pts.
8 K-2 ea. suit
800 pts.



4 Q-1 ea. suit
60 pts.
8 Q-2 ea. suit
600 pts.



4 J-1 ea. suit
40 pts.
8 J-2 ea. suit
400 pts.



4 9's-1 ea. suit
20 pts.
8 9's-2 ea. suit
200 pts.



Pairs


J♠ Q♥
1 ea. 50 pts.




J♠ Q♥
2 ea.
500 pts.
J♠ Q♥

Runs

Runs (in any suit) ♠♥♣♦



sm 650 pts.



med 700 pts.



full 750 pts.

Pairs

K&Q Marriages
(in suit)

1 = 35 pts.
2 = 70 pts.
(same suit) 2 = 350 pts.
3 = 105 pts.
(1 ea. suit) 4 = 700 pts.




Scoring

Guide

Matching


4 A-1 ea. suit
120 pts.
8 A-2 ea. suit
1200 pts.




4 10's-1 ea. suit
100 pts.
8 10's-2 ea. suit
1000 pts.




4 K-1 ea. suit
80 pts.
8 K-2 ea. suit
800 pts.



4 Q-1 ea. suit
60 pts.
8 Q-2 ea. suit
600 pts.



4 J-1 ea. suit
40 pts.
8 J-2 ea. suit
400 pts.



4 9's-1 ea. suit
20 pts.
8 9's-2 ea. suit
200 pts.



Pairs


J♠ Q♥
1 ea. 50 pts.




J♠ Q♥
2 ea.
500 pts.
J♠ Q♥

Runs


Runs (in any suit) ♠♥♣♦



sm 650 pts.



med 700 pts.



full 750 pts.

Pairs

K&Q Marriages
(in suit)

1 = 35 pts.
2 = 70 pts.
(same suit) 2 = 350 pts.
3 = 105 pts.
(1 ea. suit) 4 = 700 pts.

